

TLG
series steel cable chains
TLG系列钢制拖链

TLG系列钢制拖链

TLG series steel cable chains

功能特点 Features & Benefits

TLG系列拖链是在TL系列拖链的基础上增加了拖链的承载能力及行程长度,可承载重量较大的电缆及油管,自由悬置的长度较大,更加适用于工作母机及移动机械等所有传动方式运行的机械运动中。由于本产品外观精美,可在较大程度上增强机床设备的整体艺术效果,增强机床、机械设备等在国际市场的竞争力。

- TLG系列的盖板为全封闭式护板
- TLG 选用优质的铝合金型材,可以满足客户不同程度的需求,其支撑板的宽度可达到1200mm,即使在最高速度和行程速度下,也可以保证拖链的内部分隔无懈可击,并且保证电缆的最佳保护状态。
- TLG 带塑料隔条,可随意移动调节位置,进行多种分割,适用于电缆种类较多的场合;此款拖链的护板是新开发的“银星护板”,采用铝合金制造,其外形美观,稳定性极高,电缆保护更为坚固,在其任意部位均能打开拖链,此装置已经接受了15年以上的考验。

TLG series steel cable chain has strengthened the loading ability & stroke length on basis of TL series, it can load more heavy cable and hose, And it has longer unsupported length, so it can be more suitable for machine tool, moveable machinery and all dynamic mechanical movement. Due to the elegant appearance it can strengthen machine tool artistic effect in great degree and promote the product competitiveness In international market.

- Cross cover for TLG series is totally closed and protected structure
- TLG is made of first-class alloy aluminum profile which could meet customer's different requirement, the support distance can reach 1200mm, even in the highest speed and travel speed it could keep the separator work perfect and guarantee the cable wire protected well.
- TLG has plastic separator which can adjust location freely and acquired customized space. This mainly is for application when different and various kind of cables are used at the same time. The protection plate is new development called "silver star protection plate" which is made of alloy aluminum, it has elegant appearance, high stability, more firm for cable protection, it can opened in any placement on itself for easy assemble and dismantle, this device has passed more than 15 years working environment test.

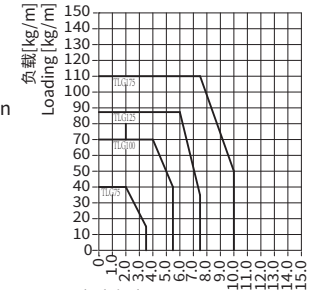
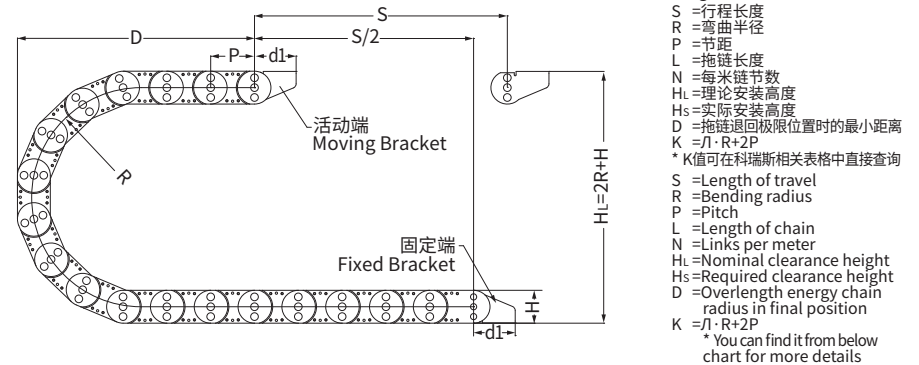
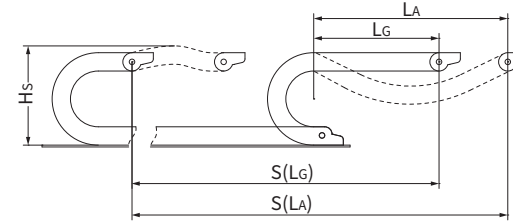


TLG 拖链-安装尺寸及技术参数

TLG Cable Chain-Installation Dimensions and Technical Parameters

架空长度 Unsupported length

- L_G=直线架空长度 · L_G=Unsupported with straight upper run
- L_A=安全塌腰架空长度 · L_A=Unsupported with permitted sag



架空长度 L_G/L_A[m]
Unsupported length L_G/L_A[m]

行程长度 S[m]
Length of travel S[m]

- S = 行程长度
- R = 弯曲半径
- P = 节距
- L = 拖链长度
- N = 每米链节数
- H_L = 理论安装高度
- H_S = 实际安装高度
- D = 拖链退回极限位置时的最小距离
- K = J · R + 2P
- * K值可在科瑞斯相关表格中直接查询

S = Length of travel
R = Bending radius
P = Pitch
L = Length of chain
N = Links per meter
H_L = Nominal clearance height
H_S = Required clearance height
D = Overlength energy chain radius in final position
K = J · R + 2P
* You can find it from below chart for more details

支撑板形式 Support plate type

III型框架式
III framework



带隔条
With spacing sticker



不带隔条
Without spacing sticker

技术参数 Technical Parameters

速度/加速度 L _G	Speed/acceleration L _G
速度/加速度 L _A	Speed/acceleration L _A
滑行速度/加速度	Gliding speed/acceleration

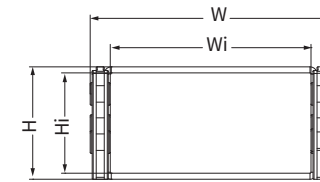
视情况而定
It depends on the situation

附表一 (TLG系列拖链技术参数表)
Table 1 (Technical parameter)

型号 Type	R	HL	D	K	P	N	d1	支撑板形式 Support plate type
TLG75	100 (3.94)	250 (9.84)	210 (8.27)	455 (18.31)	75 (2.95)	13 (0.51)	70 (2.76)	III
	150 (5.91)	350 (13.78)	310 (12.20)	620 (24.41)				
	200 (7.87)	450 (17.72)	410 (16.14)	780 (32.71)				
	250 (9.84)	550 (21.65)	510 (20.08)	935 (36.81)				
	300 (11.81)	650 (25.59)	610 (24.02)	1090 (42.91)				
TLG100	150 (5.91)	375 (14.76)	310 (12.20)	670 (26.38)	100 (3.94)	10 (0.39)	95 (3.74)	III
	200 (7.87)	475 (18.70)	410 (16.14)	830 (32.68)				
	250 (9.84)	575 (22.64)	510 (20.08)	985 (38.78)				
	300 (11.81)	600 (26.57)	610 (24.02)	1140 (44.88)				
	400 (15.75)	875 (34.45)	810 (31.89)	1455 (57.28)				
TLG125	200 (7.87)	500 (19.69)	410 (16.14)	880 (34.65)	125 (4.92)	8 (0.31)	155 (6.10)	III
	250 (9.84)	600 (23.62)	510 (20.08)	1035 (40.75)				
	300 (11.81)	700 (27.56)	610 (24.02)	1190 (46.85)				
	400 (15.75)	900 (35.43)	810 (31.89)	1505 (59.25)				
	500 (19.69)	1100 (43.31)	1010 (39.76)	1820 (71.65)				
TLG175	250 (9.84)	644 (25.35)	510 (20.08)	1135 (44.69)	175 (6.89)	6 (0.24)	210 (8.27)	III
	300 (11.81)	744 (29.29)	610 (24.02)	1290 (50.79)				
	400 (15.75)	944 (37.17)	810 (31.89)	1605 (63.19)				
	500 (19.69)	1144 (45.04)	1010 (39.76)	1920 (75.59)				
	600 (23.62)	1344 (52.91)	1210 (47.64)	2235 (87.99)				

- 链板的高度,即支撑板的高度是由电缆最大直径决定的,机床最大限度运转时,若拖链宽度超过300mm,拖链的长度超过4m时,处于稳定原因考虑,应考虑选择加一型号的拖链。
- 弯曲半径要根据电缆的最大直径进行选择,并且应达到其直径的10倍,行程小的可选择较小的半径。
- Steel chain supporter inner height is decided by max diameter of cables. when the machine runs with max speed, and cable chain inner width need to be more than 300mm, the total length need to be more than 4m long, it is better to choose one larger size item for steel chain for better stability.
- Steel chain bending radius is according to max diameter of cable, normally 10 times of max diameter of cables, when the total stroke is shorter, you can choose a little smaller bending radius accordingly.

TLG 拖链-产品规格范围
TLG Cable Chain-Product specifications



产品代码结构
Part Number Structure

TLG75III*R*Wi*L*N

- 数量 (Quantity)
- 拖链长度 (Length of Cable chains)
- 内宽 (Inner Width)
- 弯曲半径 (Bending Radius)
- 支撑板类型 (Supporting board type)
- 型号 (Type)



订购示例-整条拖链 Order details-complete chain

请注明拖链长度或者链节数 如: 1米或12节

Please mark the length or link number, such as 1 meter or 12 links

TLG75III*R200*200*1000*2

(2条长度1米的TLG75型钢制拖链,半径为200mm,内宽为200mm,选用III型支撑板)

TLG75III*R200*200*1000*2

(2pcs TLG75 steel chain with L 1m, bending radius 200, inner width 200mm with III supporter structure.)

附表二 (TLG系列拖链规格表)
Table 2 (TLG series steel drag chain specification)

型号 Type	弯曲半径<R> Bending radius	内高<Hi> Inner height	内宽<Wi> Inner width	外高<H> Outer height	外宽<W> Outer Width	重量<G> Weight	备注 Remark
TLG75	参照附表一 See Table 1	32 (1.26)	可订制 Customized	50 (1.97)	(Wi+19mm)	以实际称重为准 Please according to the actual weight	
TLG100		51 (2.01)		75 (2.95)	(Wi+26mm)		
TLG125		70 (2.76)		100 (3.94)	(Wi+34mm)		
TLG175		114 (4.49)		144 (5.67)	(Wi+38mm)		

