

# DURAMOV® Plastic Cable Carriers

## DURAMOV® 塑料电缆拖链

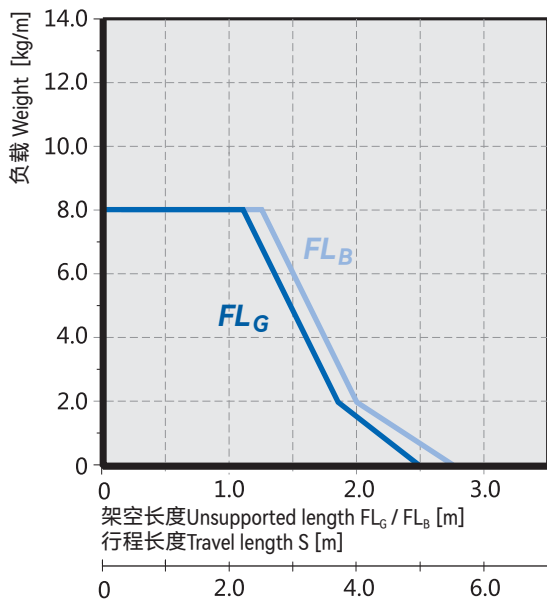
### C02.35 通用型电缆拖链 Universal cable carriers



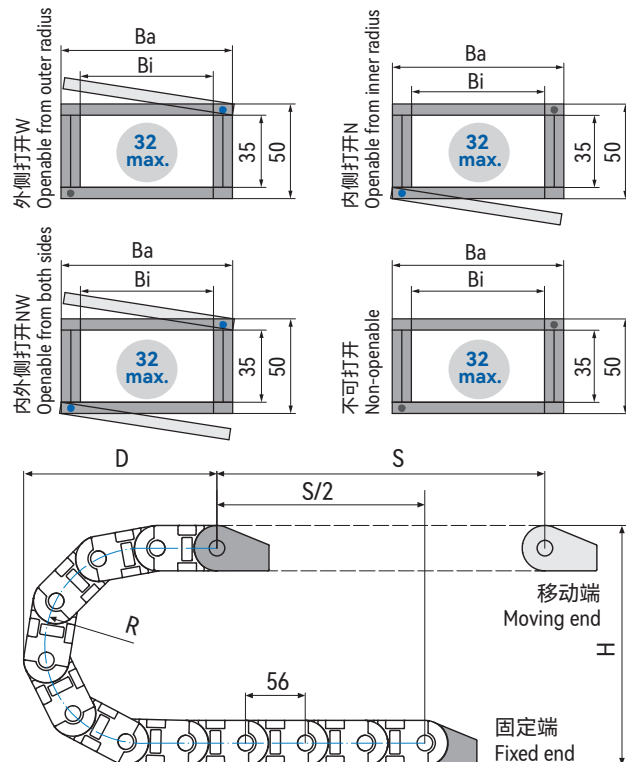
### 标准尺寸 Standard dimensions

产品编码 Part No.	内宽 Bi		外宽 Ba		内高 Hi		外高 Ha		弯曲半径 R						重量
	Inner width [mm]	Outer width [mm]	Inner height [mm]	Outer height [mm]	Bend radius [mm]	Weight [kg/m]									
C02.35.050	50	66	35	50	063	075	100	125	150	175	200	250	1.17		
C02.35.060	60	76	35	50	063	075	100	125	150	175	200	250	1.25		
C02.35.075	75	91	35	50	063	075	100	125	150	175	200	250	1.3		
C02.35.100	100	116	35	50	063	075	100	125	150	175	200	250	1.39		
C02.35.125	125	141	35	50	063	075	100	125	150	175	200	250	1.48		
C02.35.150	150	166	35	50	063	075	100	125	150	175	200	250	1.62		

### 安装尺寸 Installation dimensions



内高 Inner height  $B_i$ : 35mm  
节距 Link pitch  $T$ : 56mm  
链节数 Link quantity: 18pcs/m  
安装高度 Clearance height  $H_f$ :  $H+35$ mm  
拖链长度 Carrier length:  $S/2+K$



\*如果架空长度超限,拖链自滑行需要采用导向槽 P84.  
If the unsupported length is exceeded, the cable carrier musglide on itself This requires a guide trough P84.

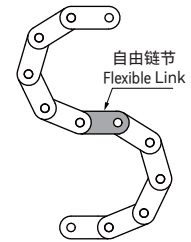
C02.35

DURAMOV®

www.csb-ep.com  
sales@csb-ep.com

电话: 0573 84186133/84185527  
Tel: 0086 573 84187009

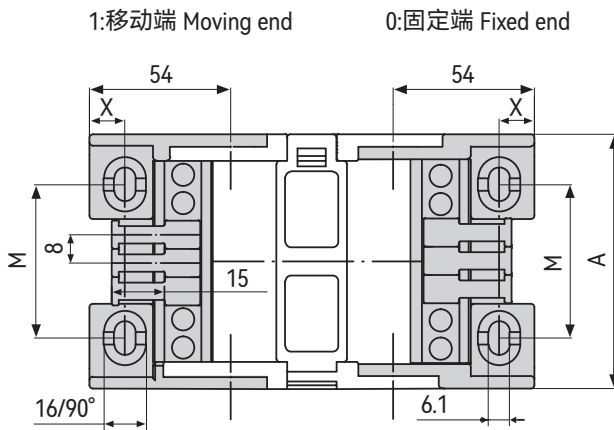
R	063	075	100	125	150	175	200	250
H	176	200	250	300	350	400	450	550
D	172	184	209	234	259	284	309	359
K	310	350	430	505	585	665	745	900



\*可S型站立  
\*S-shaped Standing

实际安装高度 The required clearance height:  $H_f = H + 25\text{mm}$  (负载 Fill weight 1.5kg/m)

### 拖链接头尺寸 Mounting bracket dimensions

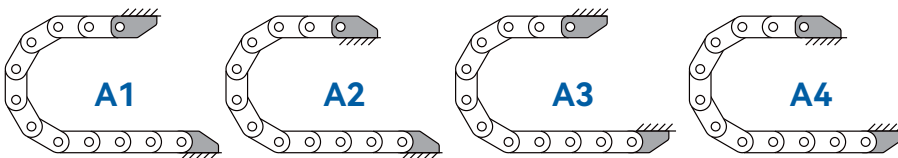


产品编码 Part No.:  
C02.35.050.01.P.C.TE

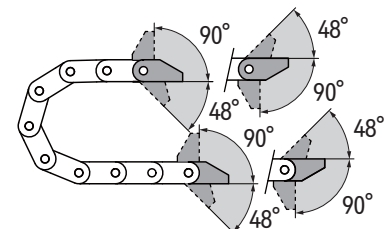
- 去应力件 Tiewrap elements
- C型槽 C-profile supporter
- P: 摆动设计 Pivoting
- L: 固定设计 Locking
- 固定端+移动端  
Fixed end + Moving end
- 拖链内宽 Inner width
- 拖链内高 Inner height
- 拖链系列 Carrier series

产品编码 (固定) Part No. Locking	产品编码 (摆动) Part No. Pivoting	拖链内宽 Inner width Bi [mm]	A [mm]	X [mm]	M [mm]	去应力件 Tiewrap elements [pcs]
C02.35.050.01.L.C.TE	C02.35.050.01.P.C.TE	50	68	17	30	5
C02.35.060.01.L.C.TE	C02.35.060.01.P.C.TE	60	78	17	40	6
C02.35.075.01.L.C.TE	C02.35.075.01.P.C.TE	75	93	17	55	8
C02.35.100.01.L.C.TE	C02.35.100.01.P.C.TE	100	116	17	80	11
C02.35.125.01.L.C.TE	C02.35.125.01.P.C.TE	125	143	17	105	14
C02.35.150.01.L.C.TE	C02.35.150.01.P.C.TE	150	168	17	130	17

### 接头安装方式 Mounting bracket installation optional



### C02.35.Bi.01.PC



\*C02.35拖链接头安装方式示意图 Possible installation configurations

\*A1|A2|A3|A4订购预装配拖链请注明安装方式 Please indicate installation code for pre-assembled carriers

\*推荐架空长行程拖行应用

For unsupported and gliding applications

# DURAMOV® Plastic Cable Carriers

DURAMOV® 塑料电缆拖链

C02.35

## 附件 Accessories

		<p>C02竖分隔片 Vertical separators 产品编码Part No.: SVC02.35 *详情Product information: P88</p>	 <p>C02 C型支架 C-profile brackets *详情Product information: P94</p>	 <p>C02消除应力元件 Tie-wrap elements *详情Product information: P96</p>
		<p>横分隔片 Horizontal separators 产品编码Part No.: SH.03.12.000 *详情Product information: P92</p>	 <p>扩展波纹管支架 Bellows expansion brackets *详情Product information: P101</p>	

## 技术参数 Installation dimensions

	<p>架空长度 Unsupported length ≤ 2.8m</p>	<p>速度/加速度 Speed / acceleration FL<sub>G</sub> ≤ 10 [m/s] / 50 [m/s<sup>2</sup>]</p>
	<p>滑行距离 Sliding length 不适用 Inapplicable</p>	<p>速度/加速度 Speed / acceleration FL<sub>B</sub> ≤ 3 [m/s] / 6 [m/s<sup>2</sup>]</p>
	<p>竖直悬挂 Vertical hanging ≤ 40m</p>	<p>滑行速度/加速度 Sliding speed / acceleration 不适用 Inapplicable</p>
	<p>垂直站立 Vertical standing ≤ 3.0m</p>	<p>允许温度 Permitted temperature -40°C ~120°C</p>
	<p>侧向架空 Side-unsupported length ≤ 1.5m</p>	<p>阻燃等级 Flammability Class UL94 HB</p>

## 预装拖链订购编码 Order code for pre-assembled cable carriers

拖链本体 Body					选配 Optional			附件 Accessories		
<b>C02 . 35 . 075 . 075 . 020</b>					<b>. N/W . NC . A1LC .</b>			<b>SV0203 . SH01 . TE</b>		
拖链系列 Carrier series	内高 Inner height	内宽 Inner width	弯曲半径 Bend radius	链节数量 Link quantity	打开方向 Open direction	无预紧上拱 Without camber	接头与安装形式 Mounting bracket & installation type	竖分隔片 Vertical separators	横分隔片 Horizontal separators	去应力元件 Tie-wrap elements
						①		②	③	

- ① 根据需求提供无预应力上拱度NC版本拖链 Upon request for NC version without camber
- ② SV0203: 每间隔2pcs空链节安装3pcs竖分隔片 Install 3pcs vertical separators every other 2pcs blank links
- ③ SH01: 横分隔片1pc 默认安装中间孔位 Horizontal separator 1pc installed in the middle hole

C02.35

DURAMOV®

www.csb-ep.com  
sales@csb-ep.com

电话: 0573 84186133/84185527  
Tel: 0086 573 84187009

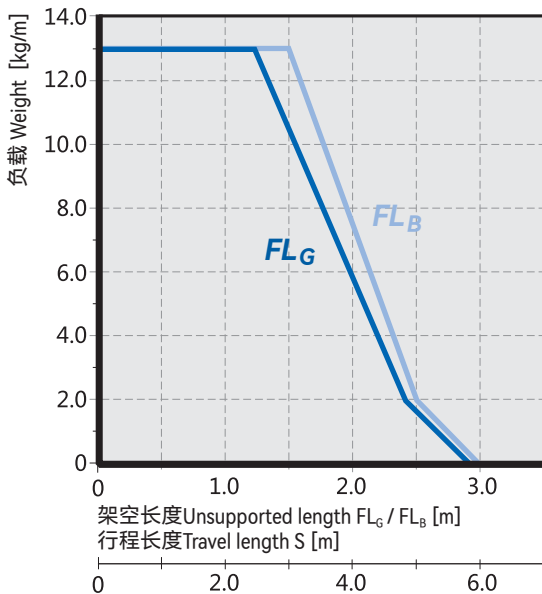
## C02.45 通用型电缆拖链 Universal cable carriers



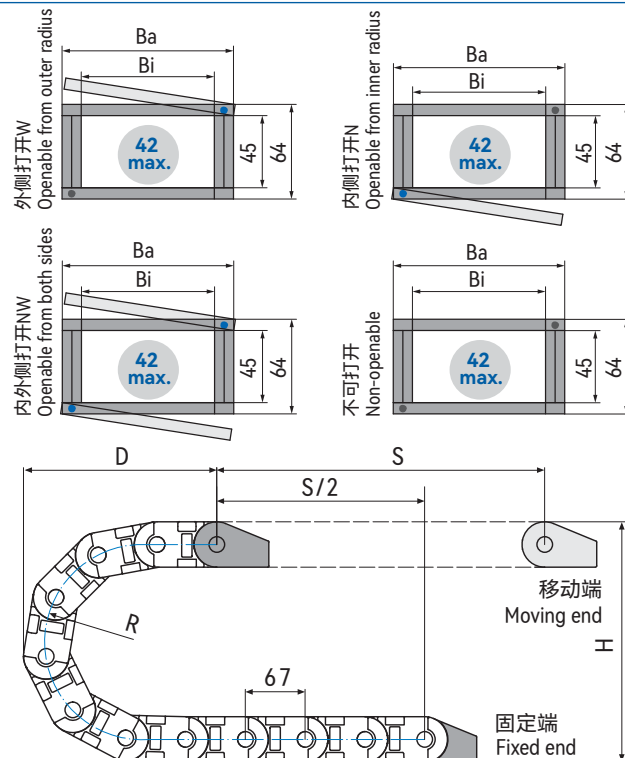
### 标准尺寸 Standard dimensions

产品编码 Part No.	内宽 Bi		外宽 Ba		内高 Hi		外高 Ha		弯曲半径 R				重量 Weight [kg/m]
	Inner width [mm]	Outer width [mm]	Inner height [mm]	Outer height [mm]	Bend radius [mm]								
C02.45.075	75	95	45	64	075	100	125	150	200	250	300	1.79	
C02.45.080	80	100	45	64	075	100	125	150	200	250	300	1.84	
C02.45.100	100	120	45	64	075	100	125	150	200	250	300	1.93	
C02.45.125	125	145	45	64	075	100	125	150	200	250	300	2.03	
C02.45.150	150	170	45	64	075	100	125	150	200	250	300	2.17	
C02.45.175	175	195	45	64	075	100	125	150	200	250	300	2.28	

### 安装尺寸 Installation dimensions



内高 Inner height  $B_i$ : 45mm  
节距 Link pitch  $T$ : 67mm  
链节数 Link quantity: 15pcs/m  
安装高度 Clearance height  $H_f$ :  $H+40$ mm  
拖链长度 Carrier length:  $S/2+K$

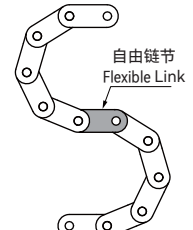


\*如果架空长度超限,拖链自滑行需要采用导向槽P84.  
If the unsupported length is exceeded, the cable carrier must glide on itself. This requires a guide trough P84.

# DURAMOV® Plastic Cable Carriers

## DURAMOV® 塑料电缆拖链

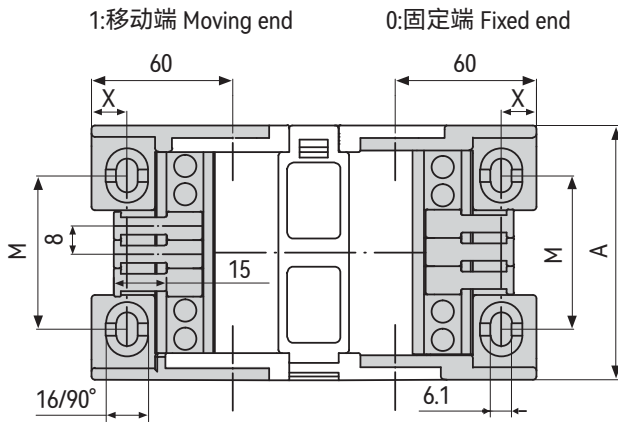
R	075	100	125	150	200	250	300
H	214	264	314	364	464	564	664
D	208	233	258	283	333	383	433
K	370	450	530	610	765	920	1080



\*可S型站立  
\*S-shaped Standing

实际安装高度 The required clearance height:  $H_f = H + 25\text{mm}$  (负载 Fill weight 1.5kg/m)

### 拖链接头尺寸 Mounting bracket dimensions

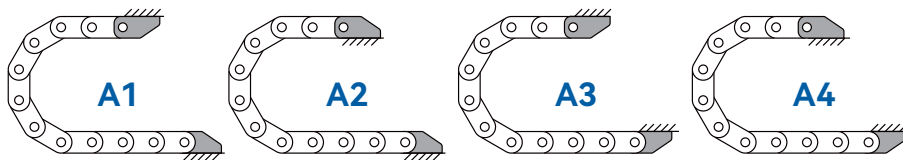


产品编码 Part No.:  
C02.45.075.01.P.C.TE

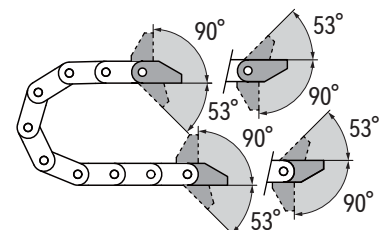
- 去应力件 Tiewrap elements
- C型槽 C-profile supporter
- P: 摆动设计 Pivoting
- L: 固定设计 Locking
- 固定端+移动端  
Fixed end + Moving end
- 拖链内宽 Inner width
- 拖链内高 Inner height
- 拖链系列 Carrier series

产品编码 (固定) Part No. Locking	产品编码 (摆动) Part No. Pivoting	拖链内宽 Inner width Bi [mm]	A [mm]	X [mm]	M [mm]	去应力件 Tiewrap elements [pcs]
C02.45.075.01.L.C.TE	C02.45.075.01.P.C.TE	75	95	20	53	8
C02.45.080.01.L.C.TE	C02.45.080.01.P.C.TE	80	100	20	58	9
C02.45.100.01.L.C.TE	C02.45.100.01.P.C.TE	100	120	20	78	11
C02.45.125.01.L.C.TE	C02.45.125.01.P.C.TE	125	145	20	103	14
C02.45.150.01.L.C.TE	C02.45.150.01.P.C.TE	150	170	20	128	17
C02.45.175.01.L.C.TE	C02.45.175.01.P.C.TE	175	195	20	153	21

### 接头安装方式 Mounting bracket installation optional



### C02.45.Bi.01.PC



\*C02.45拖链接头安装方式示意图 Possible installation configurations

\*A1|A2|A3|A4订购预装配拖链请注明安装方式 Please indicate installation code for pre-assembled carriers

\*推荐架空长行程拖行应用

For unsupported and gliding applications

C02.45

DURAMOV®

www.csb-ep.com  
sales@csb-ep.com

电话: 0573 84186133/84185527  
Tel: 0086 573 84187009

**附件 Accessories**

		<p>C02竖分隔片 Vertical separators 产品编码Part No.: SV.C02.45 *详情Product information: P88</p>	<p>C02 C型支架 C-profile brackets *详情Product information: P94</p>	<p>C02消除应力元件 Tiewrap elements *详情Product information: P96</p>
		<p>横分隔片 Horizontal separators 产品编码Part No.: SH.03.12.000 *详情Product information: P92</p>	<p>扩展波纹管支架 Bellows expansion brackets *详情Product information: P101</p>	

**① 技术参数 Installation dimensions**

	架空长度 Unsupported length $\leq 3.7m$	速度/加速度 Speed / acceleration $FL_G \leq 10 [m/s] / 50 [m/s^2]$
	滑行距离 Sliding length 不适用 Inapplicable	速度/加速度 Speed / acceleration $FL_B \leq 3 [m/s] / 6 [m/s^2]$
	竖直悬挂 Vertical hanging $\leq 50m$	滑行速度/加速度 Sliding speed / acceleration 不适用 Inapplicable
	垂直站立 Vertical standing $\leq 4.5m$	允许温度 Permitted temperature $-40^\circ C \sim 120^\circ C$
	侧向架空 Side-unsupported length $\leq 2.5m$	阻燃等级 Flammability Class UL94 HB

**🛒 预装拖链订购编码 Order code for pre-assembled cable carriers**

拖链本体 Body					选配 Optional			附件 Accessories		
<b>C02 . 45 . 075 . 100 . 020 .</b>					<b>N/W . NC . A1LC .</b>			<b>SV0203 . SH01 . TE</b>		
拖链系列 Carrier series	内高 Inner height	内宽 Inner width	弯曲半径 Bend radius	链节数量 Link quantity	打开方向 Open direction	无预紧上拱 Without camber ①	接头与安装形式 Mounting bracket & installation type	竖分隔片 Vertical separators ②	横分隔片 Horizontal separators ③	去应力件 Tiewrap elements

- ① 根据需求提供无预应力上拱度NC版本拖链 Upon request for NC version without camber
- ② SV0203: 每间隔2pcs空链节安装3pcs竖分隔片 Install 3pcs vertical separators every other 2pcs blank links
- ③ SH01: 横分隔片1pc 默认安装中间孔位 Horizontal separator 1pc installed in the middle hole