

DURAMOV® Plastic Cable Carriers

DURAMOV® 塑料电缆拖链

C03 重载型电缆拖链 High load cable carriers

C03重载型电缆拖链结合了电缆拖链之前所有的优点，是所有DURAMOV®电缆拖链中最好的。在与其它系列拖链具有相同或更小尺寸的情况下，具有更好的稳固性。使用C03电缆拖链成本更低，寿命更长。

C03 high load cable carriers combines all the advantages of the previous versions and is the best DURAMOV® carriers in the product range. C03 cable carriers is stronger whilst having the same or even smaller dimensions than previous versions. You can increase the service life of your application with C03 cable carriers whilst reducing cost.



可从两侧打开
Openable from both sides



阻燃等级 Flammability Class
UL94 HB



符合CE 标准 certification



RoHS认证 certification



根据需求提供ESD抗静电荷/防爆版拖链C03E
Electrically conductive ESD/ATEX version C03E upon request

多个固定方向
Multiple fixing directions

可选配去分隔片
With separators are available

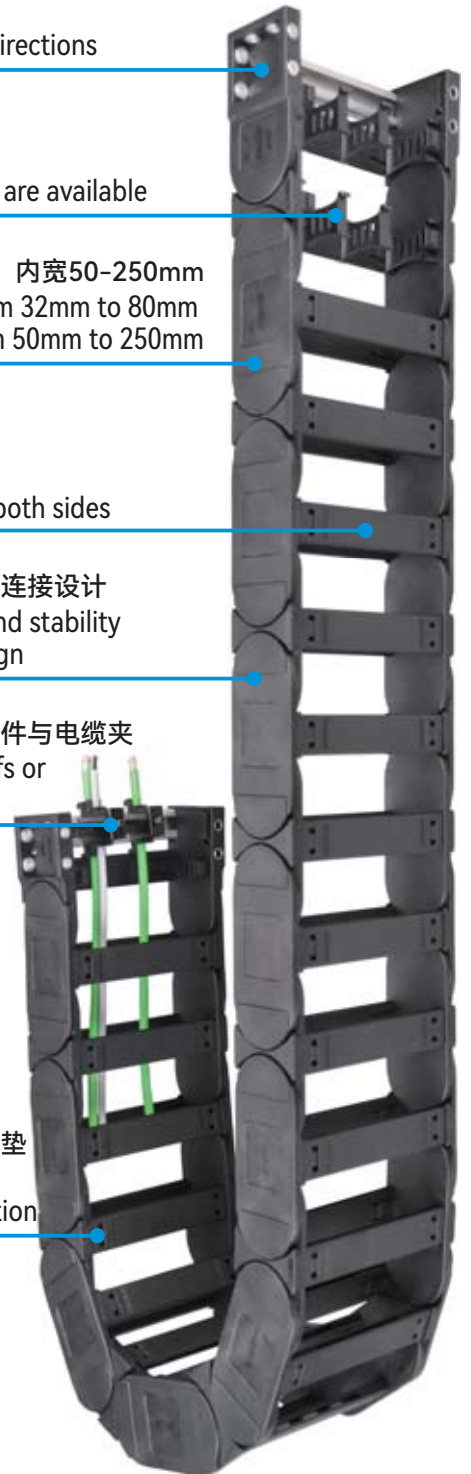
内高32-80mm，内宽50-250mm
Inner height from 32mm to 80mm
Inner width from 50mm to 250mm

可从两侧打开
Openable from both sides

高强度与稳定性连接设计
High strength and stability
connection design

可选配去应力元件与电缆夹
With strain reliefs or
cable clamps

长行程拖行滑行垫
Sliding pads for
draging application



C03

DURAMOV®

www.csb-ep.com
sales@csb-ep.com

电话: 0573 84186133/84185527
Tel: 0086 573 84187009

标准尺寸 Standard dimensions

重载型电缆拖链 High load cable carriers	产品编码 Part No.	内宽 Bi Inner width [mm]	外宽 Ba Outer width [mm]	内高 Hi Inner height [mm]	外高 Ha Outer height [mm]	弯曲半径 R Bend radius [mm]	架空长度 Unsupported length [m]	页码 Page
	C03.32	50-200	73-223	32	54	63-300	≤3.0	P68
	C03.42	50-200	76-226	42	64	75-350	≤4.2	P71
	C03.56	100-300	134-334	56	84	135-400	≤5.0	P74
	C03.80	100-300	148-298	80	108	150-500	≤5.8	P77

安装说明 Installation



并排排列两个内侧链接并附加一个外侧链接
Line up two inner side links side by side.
Attach an outer side link between



推入与销卡合
Push, click and snap in pin



横杆安装-从一侧卡入
Assemble crossbars - push down and snap from one side



按压横杆卡入到位
Press crossbar and snap in place



拆卸横杆
Remove crossbars
螺丝刀插入槽中利用杠杆运动撬开横杆
Insert screwdriver into the slot. Using a lever action, release the crossbars

典型适用行业和应用 Typical Applicable Industries and Applications

- 升降平台和起重机
- 工程机械
- Lift plats & cranes
- Construction machinery
- 通用机械
- 木工机械
- General mechanical
- Woodworking machines
- 搬运机器
- 石材切割机
- Handling machines
- Stone cutting machines
- 制冷工程
- 长行程拖行应用
- Refrigeration engineering
- Long travel and sliding applications

DURAMOV® Plastic Cable Carriers

DURAMOV® 塑料电缆拖链

C03.32 重载型电缆拖链 High load cable carriers

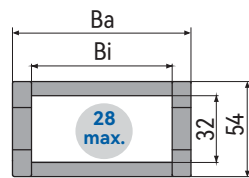
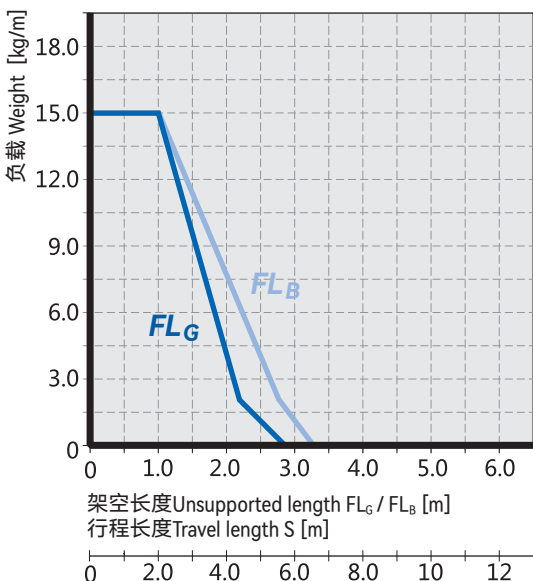


标准尺寸 Standard dimensions

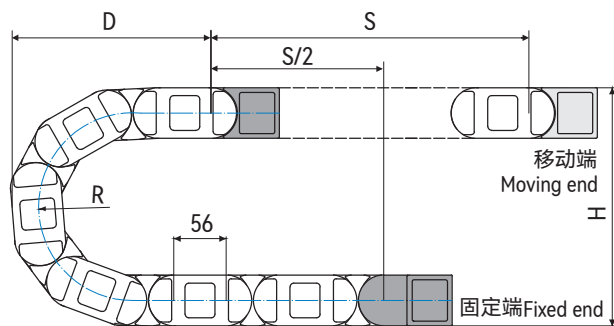
产品编码 Part No.	内宽 Bi		外宽 Ba		内高 Hi		外高 Ha		弯曲半径 R						重量 Weight [kg/m]
	Inner width [mm]	Outer width [mm]	Inner height [mm]	Outer height [mm]	Bend radius [mm]	Bend radius [mm]	Bend radius [mm]	Bend radius [mm]	Bend radius [mm]	Bend radius [mm]	Bend radius [mm]	Bend radius [mm]			
C03.32.050	50	73	32	54	063	075	100	125	150	175	200	220	250	300	1.57
C03.32.075	75	98	32	54	063	075	100	125	150	175	200	220	250	300	1.73
C03.32.100	100	123	32	54	063	075	100	125	150	175	200	220	250 <td 300	1.88	
C03.32.125	125	148	32	54	063	075	100	125	150	175	200	220	250	300	2.06
C03.32.150	150	173	32	54	063	075	100	125	150	175	200	220	250	300	2.21
C03.32.175	175	198	32	54	063	075	100	125	150	175	200	220	250	300	2.34
C03.32.200	200	223	32	54	063	075	100	125	150	175	200	220	250	300	2.51

*根据要求提供 Available upon request

安装尺寸 Installation dimensions



内高 Inner height Bi: 32mm
 节距 Link pitch T: 56mm
 链节数 Link quantity: 18pcs/m
 安装高度 Clearance height H_F: H+40mm
 拖链长度 Carrier length: S/2+K



*如果架空长度超限,拖链自滑行需要采用导向槽P84.
 If the unsupported length is exceeded, the cable carrier musglide on itself This requires a guide trough P84.

C03.32

DURAMOV®

www.csb-ep.com
 sales@csb-ep.com

电话: 0573 84186133/84185527
 Tel: 0086 573 84187009

R	063	075	100	125	150	175	200	220	250	300
H	180	204	254	301	354	404	454	494	554	654
D	174	186	211	236	261	286	311	331	361	411
K	310	350	430	505	585	665	745	805	900	1055

实际安装高度 The required clearance height: $H_f = H + 40\text{mm}$ (负载 Fill weight 2.5kg/m)

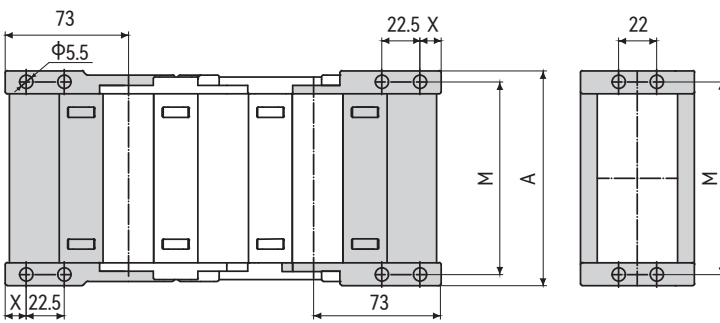


*可S型站立
*S-shaped Standing

拖链接头尺寸 Mounting bracket dimensions

0: 固定端 Fixed end

1: 移动端 Moving end



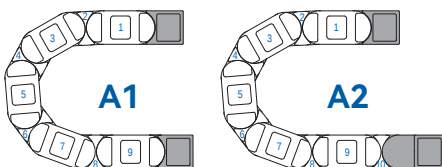
产品编码 Part No.:
C03.32.050.01.P.C.TE



- 去应力件 Tiewrap elements
- C型槽 C-profile supporter
- P: 摆动设计 Pivoting
- L: 固定设计 Locking
- 固定端+移动端
Fixed end + Moving end
- 拖链内宽 Inner width
- 拖链内高 Inner height
- 拖链系列 Carrier series

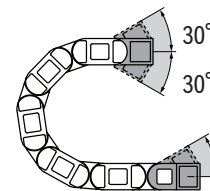
产品编码 (固定) Part No. Locking	产品编码 (摆动) Part No. Pivoting	拖链内宽 Inner width Bi [mm]	A [mm]	X [mm]	M [mm]	去应力件 Tiewrap elements [pcs]
C03.32.050.01.L.C.TE	C03.32.050.01.P.C.TE	50	77	12.5	64	3
C03.32.075.01.L.C.TE	C03.32.075.01.P.C.TE	75	102	12.5	89	4
C03.32.100.01.L.C.TE	C03.32.100.01.P.C.TE	100	127	12.5	114	6
C03.32.125.01.L.C.TE	C03.32.125.01.P.C.TE	125	152	12.5	139	8
C03.32.150.01.L.C.TE	C03.32.150.01.P.C.TE	150	177	12.5	164	10
C03.32.175.01.L.C.TE	C03.32.175.01.P.C.TE	175	202	12.5	189	11
C03.32.200.01.L.C.TE	C03.32.200.01.P.C.TE	200	227	12.5	214	13

接头安装方式 Mounting bracket installation optional



*C03.32拖链接头安装方式示意图 Possible installation configurations
*接头安装方式取决于链节数是奇数还是偶数: 奇数为A1, 偶数为A2
Depending on the number of links is odd or even. A1 for odd-numbered links and A2 for even-numbered links.

C03.32.Bi.01.PC



*推荐架空长程拖行应用
For unsupported and gliding applications

旋转角度取决于弯曲半径
Pivoting angle depends on radius

DURAMOV® Plastic Cable Carriers

DURAMOV® 塑料电缆拖链

C03.32

附件 Accessories

		<p>C03竖分隔片 Vertical separators</p> <p>产品编码Part No.: SV.C03.32</p> <p>*详情Product information: P89</p>		<p>C03 C型支架 C-profile brackets</p> <p>*详情Product information: P95</p>		<p>C03消除应力元件 Tiewrap elements</p> <p>*详情Product information: P96</p>
		<p>横分隔片 Horizontal separators</p> <p>产品编码Part No.: SH.04.15.000</p> <p>*详情Product information: P92</p>		<p>电缆夹 Cable clamp</p> <p>*详情Product information: P97</p>		<p>C03滑行垫 Sliding pads for cable carriers</p> <p>*详情Product information: P91</p>
		<p>BL01 波纹管 Bellows</p> <p>*详情Product information: P98</p>				
		<p>BL01波纹管支架 Brackets</p> <p>*详情Product information: P11</p>				

① 技术参数 Installation dimensions

	架空长度 Unsupported length	≤ 3.0m	速度/加速度 Speed / acceleration FL _G	≤ 10 [m/s] / 50 [m/s ²]
	滑行距离 Sliding length	≤ 50m	速度/加速度 Speed / acceleration FL _B	≤ 3 [m/s] / 6 [m/s ²]
	竖直悬挂 Vertical hanging	≤ 30m	滑行速度/加速度 Sliding speed / acceleration	≤ 4 [m/s] / 25 [m/s ²]
	垂直站立 Vertical standing	≤ 2.5m	允许温度 Permitted temperature	-40°C ~ 120°C
	侧向架空 Side-unsupported length	≤ 2.0m	阻燃等级 Flammability Class	UL94 HB

🛒 预装拖链订购编码 Order code for pre-assembled cable carriers

拖链本体 Body					选配 Optional		附件 Accessories			
C03 . 32 . 050 . 075 . 020 .					NC . A1LC .		SV0203 . SH01 . SP . TE			
拖链系列 Carrier series	内高 Inner height	内宽 Inner width	弯曲半径 Bend radius	链节数量 Link quantity	无预紧上拱 Without camber	接头与安装形式 Mounting bracket & installation type	竖分隔片 Vertical separators	横分隔片 Horizontal separators	滑行垫 Sliding pads for cable carriers	去应力元件 Tiewrap elements
					①		②	③		

- ① 根据需求提供无预应力上拱度NC版本拖链 Upon request for NC version without camber
- ② SV0203: 每间隔2pcs空链节安装3pcs竖分隔片 Install 3pcs vertical separators every other 2pcs blank links
- ③ SH01: 横分隔片1pc 默认安装中间孔位 Horizontal separator 1pc installed in the middle hole

C03.32

DURAMOV®

www.csb-ep.com
sales@csb-ep.com

电话: 0573 84186133/84185527
Tel: 0086 573 84187009

C03.42 重载型电缆拖链 High load cable carriers

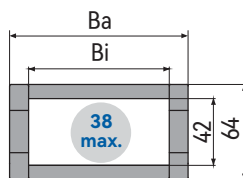
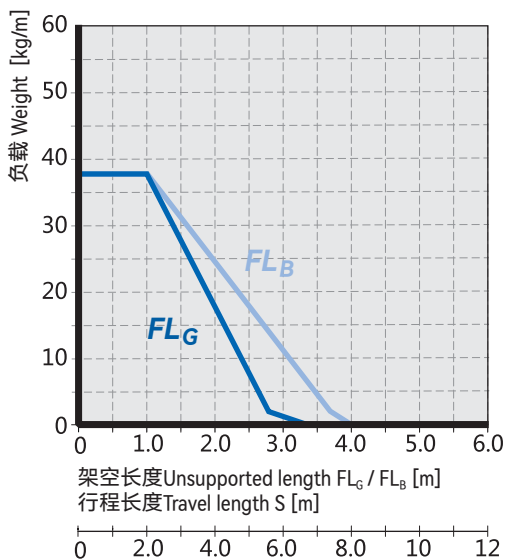


标准尺寸 Standard dimensions

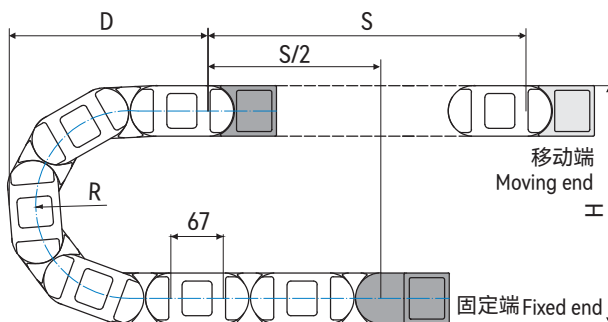
产品编码 Part No.	内宽 Bi		外宽 Ba		内高 Hi		外高 Ha		弯曲半径 R						重量 Weight [kg/m]
	Inner width [mm]	Outer width [mm]	Inner height [mm]	Outer height [mm]					Bend radius [mm]						
C03.42.050	50	76	42	64	075	100	125	150	175	200	250	300	350	1.92	
C03.42.075	75	101	42	64	075	100	125	150	175	200	250	300	350	2.05	
C03.42.100	100	126	42	64	075	100	125	150	175	200	250	300	350	2.18	
C03.42.125	125	151	42	64	075	100	125	150	175	200	250	300	350	2.34	
C03.42.150	150	176	42	64	075	100	125	150	175	200	250 <td 300	350	2.46		
C03.42.175	175	201	42	64	075	100	125	150	175	200	250	300	350	2.55	
C03.42.200	200	226	42	64	075	100	125	150	175	200	250	300	350	2.71	

*根据要求提供 Available upon request

安装尺寸 Installation dimensions



内高 Inner height Bi : 42mm
 节距 Link pitch T : 67mm
 链节数 Link quantity: 15pcs/m
 安装高度 Clearance height H_f : $H+40$ mm
 拖链长度 Carrier length: $S/2+K$



*如果架空长度超限,拖链自滑行需要采用导向槽P84.

If the unsupported length is exceeded, the cable carrier must slide on itself. This requires a guide trough P84.

DURAMOV® Plastic Cable Carriers

DURAMOV® 塑料电缆拖链

R	075	100	125	150	175	200	250	300	350
H	214	264	314	364	414	464	564	664	764
D	208	233	258	283	308	333	383	433	483
K	370	450	530	610	685	765	920	1080	1235



自由链节
Flexible Link

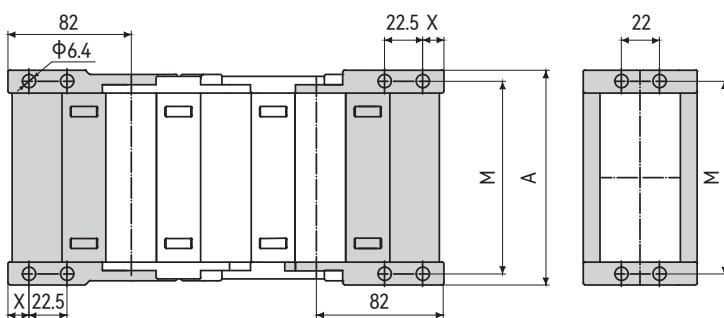
*可S型站立
*S-shaped Standing

实际安装高度 The required clearance height: $H_f = H + 40\text{mm}$ (负载 Fill weight 2.5kg/m)

拖链接头尺寸 Mounting bracket dimensions

0:固定端 Fixed end

1:移动端 Moving end



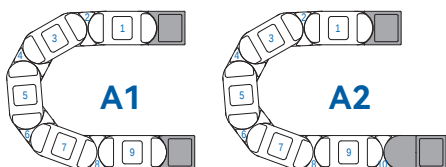
产品编码 Part No.:

C03.42.050.01.P.C.TE

- 去应力件 Tiewrap elements
- C型槽 C-profile supporter
- P: 摆动设计 Pivoting
- L: 固定设计 Locking
- 固定端+移动端
Fixed end + Moving end
- 拖链内宽 Inner width
- 拖链内高 Inner height
- 拖链系列 Carrier series

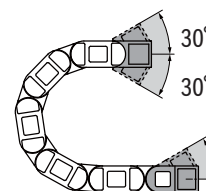
产品编码 (固定) Part No. Locking	产品编码 (摆动) Part No. Pivoting	拖链内宽 Inner width Bi [mm]	A [mm]	X [mm]	M [mm]	去应力件 Tiewrap elements [pcs]
C03.42.050.01.L.C.TE	C03.42.050.01.P.C.TE	50	77	15	66	3
C03.42.075.01.L.C.TE	C03.42.075.01.P.C.TE	75	102	15	91	4
C03.42.100.01.L.C.TE	C03.42.100.01.P.C.TE	100	127	15	116	6
C03.42.125.01.L.C.TE	C03.42.125.01.P.C.TE	125	152	15	141	8
C03.42.150.01.L.C.TE	C03.42.150.01.P.C.TE	150	177	15	166	10
C03.42.175.01.L.C.TE	C03.42.175.01.P.C.TE	175	202	15	191	11
C03.42.200.01.L.C.TE	C03.42.200.01.P.C.TE	200	227	15	216	13

接头安装方式 Mounting bracket installation optional



*C03.42拖链接头安装方式示意图 Possible installation configurations
*接头安装方式取决于链节数是奇数还是偶数: 奇数为A1, 偶数为A2
Depending on the number of links is odd or even. A1 for odd-numbered links and A2 for even-numbered links.

C03.42.Bi.01.PC



旋转角度取决于弯曲半径
Pivoting angle depends on radius

*推荐架空长行程拖行应用
For unsupported and gliding applications

C03.42

DURAMOV®

www.csb-ep.com
sales@csb-ep.com

电话: 0573 84186133/84185527
Tel: 0086 573 84187009

附件 Accessories

		C03竖分隔片 Vertical separators 产品编码Part No.: SV.C03.42 *详情Product information: P89		C03 C型支架 C-profile brackets *详情Product information: P95		C03消除应力元件 Tiewrap elements *详情Product information: P96
		横分隔片 Horizontal separators 产品编码Part No.: SH.04.15.000 *详情Product information: P90		电缆夹 Cable clamp *详情Product information: P97		C03滑行垫 Sliding pads for cable carriers *详情Product information: P91
	BL01波纹管 Bellows *详情Product information: P98			BL01波纹管支架 Brackets *详情Product information: P101		

技术参数 Installation dimensions

	架空长度 Unsupported length	≤ 4.2m	速度/加速度 Speed / acceleration FL _C	≤ 10 [m/s] / 50 [m/s ²]
	滑行距离 Sliding length	≤ 50m	速度/加速度 Speed / acceleration FL _B	≤ 3 [m/s] / 6 [m/s ²]
	竖直悬挂 Vertical hanging	≤ 50m	滑行速度/加速度 Sliding speed / acceleration	≤ 4 [m/s] / 25 [m/s ²]
	垂直站立 Vertical standing	≤ 3.0m	允许温度 Permitted temperature	-40°C ~120°C
	侧向架空 Side-unsupported length	≤ 2.1m	阻燃等级 Flammability Class	UL94 HB

预装拖链订购编码 Order code for pre-assembled cable carriers

拖链本体 Body					选配 Optional	附件 Accessories				
C03 . 42 . 050 . 075 . 020					A1LC	SV0203 . SH01 . SP . TE				
拖链系列 Carrier series	内高 Inner height	内宽 Inner width	弯曲半径 Bend radius	链节数量 Link quantity	接头与安装形式 Mounting bracket & installation type	竖分隔片 Vertical separators	横分隔片 Horizontal separators	滑行垫 Sliding pads for cable carriers	去应力件 Tiewrap elements	
						①	②			

- ① SV0203: 每间隔2pcs空链节安装3pcs竖分隔片 Install 3pcs vertical separators every other 2pcs blank links
 ② SH01: 横分隔片1pc 默认安装中间孔位 Horizontal separator 1pc installed in the middle hole

DURAMOV® Plastic Cable Carriers

DURAMOV® 塑料电缆拖链

C03.56 重载型电缆拖链 High load cable carriers

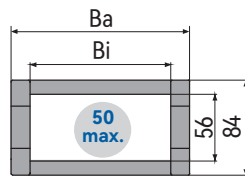
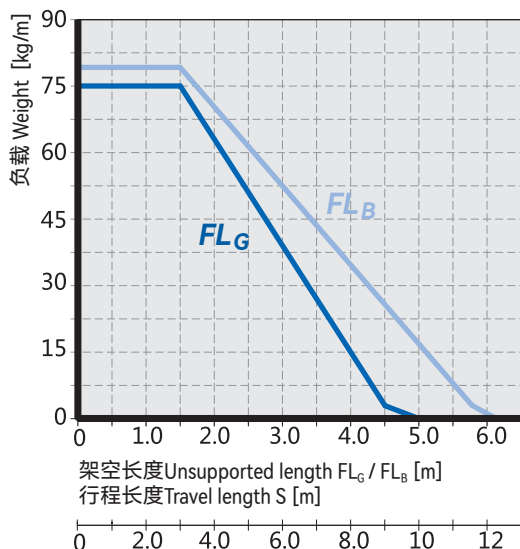


标准尺寸 Standard dimensions

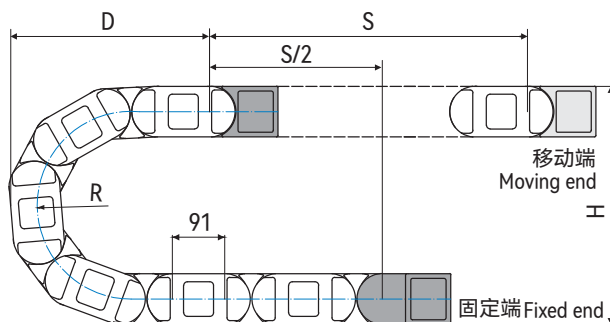
产品编码 Part No.	内宽 Bi		外宽 Ba		内高 Hi		外高 Ha		弯曲半径 R					重量 Weight [kg/m]
	Inner width [mm]	Outer width [mm]	Inner height [mm]	Outer height [mm]	Bend radius [mm]									
C03.56.100	100	134	56	84	135	150	175	200	250	300	350	400	3.66	
C03.56.125	125	159	56	84	135	150	175	200	250	300	350	400	3.82	
C03.56.150	150	184	56	84	135	150	175	200	250	300	350	400	4.00	
C03.56.175	175	209	56	84	135	150	175	200	250	300	350	400	4.25	
C03.56.200	200	234	56	84	135	150	175	200	250	300	350	400	4.41	
C03.56.225	225	259	56	84	135	150	175	200	250	300	350	400	4.55	
C03.56.250	250	284	56	84	135	150	175	200	250	300	350	400	4.77	
C03.56.275	275	309	56	84	135	150	175	200	250	300	350	400	4.96	
C03.56.300	300	334	56	84	135	150	175	200	250	300	350	400	5.17	

*根据要求提供 Available upon request

安装尺寸 Installation dimensions



内高 Inner height Bi: 56mm
节距 Link pitch T: 91mm
链节数 Link quantity: 11pcs/m
安装高度 Clearance height H_f : $H+50$ mm
拖链长度 Carrier length: $S/2+K$



*如果架空长度超限,拖链自滑需要采用导向槽P84.
If the unsupported length is exceeded, the cable carrier must slide on itself. This requires a guide trough P84.

C03.56

DURAMOV®

www.csb-ep.com
sales@csb-ep.com

电话: 0573 84186133/84185527
Tel: 0086 573 84187009

R	135	150	175	200	250	300	350	400
H	354	384	434	484	584	684	784	884
D	314	329	354	379	429	479	529	579
K	610	655	735	815	970	1125	1285	1440

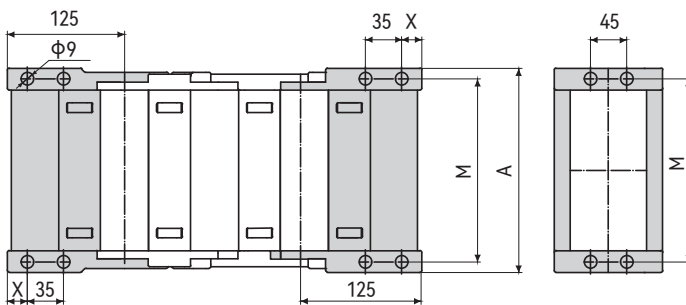
实际安装高度 The required clearance height: $H_f = H + 40\text{mm}$ (负载 Fill weight 2.5kg/m)



*可S型站立
*S-shaped Standing

拖链接头尺寸 Mounting bracket dimensions

0:固定端 Fixed end 1:移动端 Moving end



产品编码 Part No.:

C03.56.100.01.P.C.TE

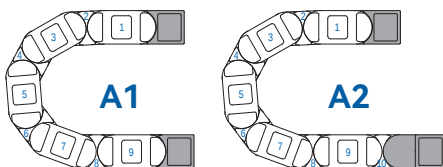


- 去应力件 Tiewrap elements
- C型槽 C-profile supporter
- P: 摆动设计 Pivoting
- L: 固定设计 Locking
- 固定端+移动端
Fixed end + Moving end
- 拖链内宽 Inner width
- 拖链内高 Inner height
- 拖链系列 Carrier series

产品编码 (摆动) Part No. Pivoting	产品编码 (固定) Part No. Locking	拖链内宽 Inner width Bi [mm]	A [mm]	X [mm]	M [mm]	去应力件 Tiewrap elements [pcs]
C03.56.100.01.PC.TE	C03.56.100.01.L.C.TE	100	141	20	123	6
C03.56.125.01.PC.TE	C03.56.125.01.L.C.TE	125	166	20	148	8
C03.56.150.01.PC.TE	C03.56.150.01.L.C.TE	150	191	20	173	10
C03.56.175.01.PC.TE	C03.56.175.01.L.C.TE	175	216	20	198	11
C03.56.200.01.PC.TE	C03.56.200.01.L.C.TE	200	241	20	223	13
C03.56.225.01.PC.TE	C03.56.225.01.L.C.TE	225	266	20	248	15
C03.56.250.01.PC.TE	C03.56.250.01.L.C.TE	250	291	20	273	16
C03.56.275.01.PC.TE	C03.56.275.01.L.C.TE	275	316	20	298	18
C03.56.300.01.PC.TE	C03.56.300.01.L.C.TE	300	341	20	323	20

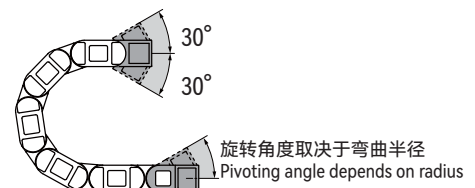
*根据要求提供 Available upon request

接头安装方式 Mounting bracket installation optional



*C03.56拖链接头安装方式示意图 Possible installation configurations
*接头安装方式取决于链节数是奇数还是偶数: 奇数为A1, 偶数为A2
Depending on the number of links is odd or even. A1 for odd-numbered links and A2 for even-numbered links.

C03.56.Bi.01.PC



*推荐架空长行程拖行应用
For unsupported and gliding applications

DURAMOV® Plastic Cable Carriers

DURAMOV® 塑料电缆拖链

C03.56

附件 Accessories

		<p>C03竖分隔片 Vertical separators</p> <p>产品编码Part No.: SVC.C03.56</p> <p>*详情Product information: P89</p>		<p>C03 C型支架 C-profile brackets</p> <p>*详情Product information: P95</p>		<p>C03消除应力元件 Tie-wrap elements</p> <p>*详情Product information: P96</p>
		<p>横分隔片 Horizontal separators</p> <p>产品编码Part No.: SH.04.15.000</p> <p>*详情Product information: P92</p>		<p>电缆夹 Cable clamp</p> <p>*详情Product information: P97</p>		<p>C03滑行垫 Sliding pads for cable carriers</p> <p>*详情Product information: P91</p>
		<p>BL01 波纹管 Bellows</p> <p>*详情Product information: P98</p>		<p>BL01波纹管支架 Brackets</p> <p>*详情Product information: P101</p>		

① 技术参数 Installation dimensions

	架空长度 Unsupported length	≤ 5m	速度/加速度 Speed / acceleration FL _G	≤ 10 [m/s] / 50 [m/s ²]
	滑行距离 Sliding length	≤ 70m	速度/加速度 Speed / acceleration FL _B	≤ 3 [m/s] / 6 [m/s ²]
	竖直悬挂 Vertical hanging	≤ 40m	滑行速度/加速度 Sliding speed / acceleration	≤ 4 [m/s] / 25 [m/s ²]
	垂直站立 Vertical standing	≤ 3.0m	允许温度 Permitted temperature	-40°C ~120°C
	侧向架空 Side-unsupported length	≤ 2.5m	阻燃等级 Flammability Class	UL94 HB

🛒 预装拖链订购编码 Order code for pre-assembled cable carriers

拖链本体 Body					选配 Optional	附件 Accessories			
C03 . 56 . 100 . 150 . 020 .					A1LC	SV0203 . SH01 . SP . TE			
拖链系列 Carrier series	内高 Inner height	内宽 Inner width	弯曲半径 Bend radius	链节数量 Link quantity	接头与安装形式 Mounting bracket & installation type	竖分隔片 Vertical separators	横分隔片 Horizontal separators	滑行垫 Sliding pads for cable carriers	去应力件 Tie-wrap elements
						①	②		

- ① SV0203: 每间隔2pcs空链节安装3pcs竖分隔片 Install 3pcs vertical separators every other 2pcs blank links
 ② SH01: 横分隔片1pc 默认安装中间孔位 Horizontal separator 1pc installed in the middle hole

C03.56

DURAMOV®

www.csb-ep.com
sales@csb-ep.com

电话: 0573 84186133/84185527
Tel: 0086 573 84187009

C03.80 重载型电缆拖链 High load cable carriers

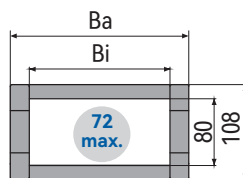
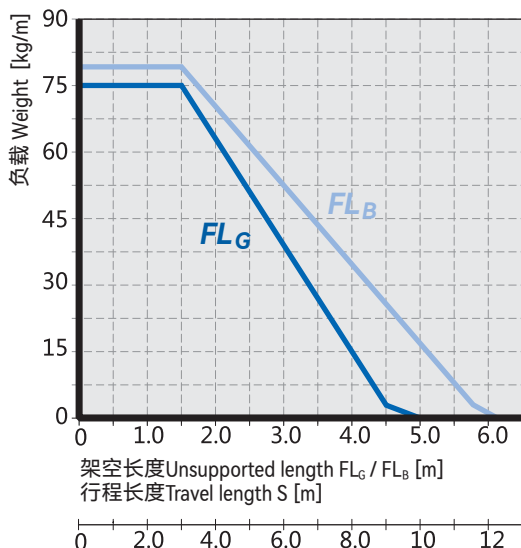


标准尺寸 Standard dimensions

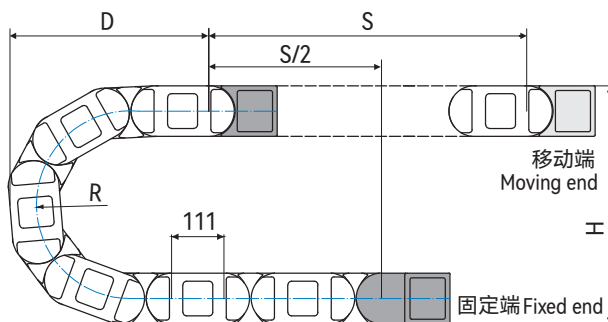
产品编码 Part No.	内宽 Bi		外宽 Ba		内高 Hi		外高 Ha		弯曲半径 R					重量 Weight [kg/m]
	Inner width [mm]	Outer width [mm]	Inner height [mm]	Outer height [mm]	Bend radius [mm]									
C03.80.100	100	148	80	108	150	200	250	300	350	400	450	500	8.42	
C03.80.125	125	173	80	108	150	200	250	300	350	400	450	500	8.67	
C03.80.150	150	198	80	108	150	200	250	300	350	400	450	500	8.92	
C03.80.175	175	223	80	108	150	200	250	300	350	400	450	500	9.17	
C03.80.200	200	248	80	108	150	200	250	300	350	400	450	500	9.42	
C03.80.225	225	273	80	108	150	200	250	300	350	400	450	500	9.67	
C03.80.250	250	298	80	108	150	200	250 <td>300</td> <td>350</td> <td>400</td> <td>450</td> <td>500</td> <td>9.92</td>	300	350	400	450	500	9.92	
C03.80.275	275	323	80	108	150	200	250	300	350	400	450	500	10.17	
C03.80.300	300	348	80	108	150	200	250	300	350	400	450	500	10.42	

*根据要求提供 Available upon request

安装尺寸 Installation dimensions



内高 Inner height Bi : 80mm
 节距 Link pitch T : 111mm
 链节数 Link quantity: 9pcs/m
 安装高度 Clearance height H_f : $H+60$ mm
 拖链长度 Carrier length: $S/2+K$

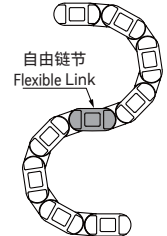


*如果架空长度超限,拖链自滑行需要采用导向槽P84.
 If the unsupported length is exceeded, the cable carrier must glide on itself. This requires a guide trough P84.

DURAMOV® Plastic Cable Carriers

DURAMOV® 塑料电缆拖链

R	150	200	250	300	350	400	450	500
H	408	508	608	708	808	908	1008	1108
D	445	495	545	595	645	695	745	795
K	693	850	1007	1164	1321	1479	1635	1793



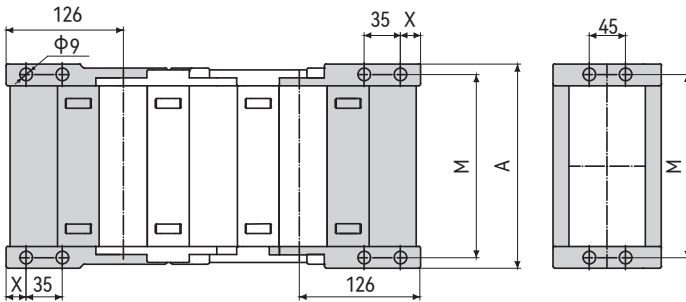
*可S型站立
*S-shaped Standing

实际安装高度 The required clearance height: $H_f = H + 40\text{mm}$ (负载 Fill weight 2.5kg/m)

拖链接头尺寸 Mounting bracket dimensions

0:固定端 Fixed end

1:移动端 Moving end



产品编码 Part No.:

C03.80.100.01.P.C.TE

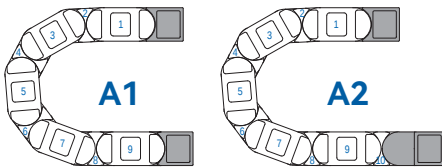


- 去应力件 Tiewrap elements
- C型槽 C-profile supporter
- P: 摆动设计 Pivoting
- L: 固定设计 Locking
- 固定端+移动端 Fixed end + Moving end
- 拖链内宽 Inner width
- 拖链内高 Inner height
- 拖链系列 Carrier series

产品编码 (固定) Part No. Locking	产品编码 (摆动) Part No. Pivoting	拖链内宽 Inner width Bi [mm]	A [mm]	X [mm]	M [mm]	去应力件 Tiewrap elements [pcs]
C03.80.100.01.L.C.TE	C03.80.100.01.PC.TE	100	148	21	128	6
C03.80.125.01.L.C.TE	C03.80.125.01.PC.TE	125	173	21	153	8
C03.80.150.01.L.C.TE	C03.80.150.01.PC.TE	150	198	21	178	10
C03.80.175.01.L.C.TE	C03.80.175.01.PC.TE	175	223	21	203	11
C03.80.200.01.L.C.TE	C03.80.200.01.PC.TE	200	248	21	228	13
C03.80.225.01.L.C.TE	C03.80.225.01.PC.TE	225	273	21	253	15
C03.80.250.01.L.C.TE	C03.80.250.01.PC.TE	250	298	21	278	16
C03.80.275.01.L.C.TE	C03.80.275.01.PC.TE	275	323	21	303	18
C03.80.300.01.L.C.TE	C03.80.300.01.PC.TE	300	348	21	328	20

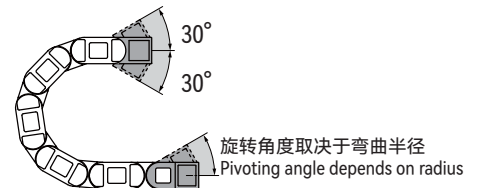
*根据要求提供 Available upon request

接头安装方式 Mounting bracket installation optional



*C03.80拖链接头安装方式示意图 Possible installation configurations
*接头安装方式取决于链节数是奇数还是偶数: 奇数为A1, 偶数为A2
Depending on the number of links is odd or even. A1 for odd-numbered links and A2 for even-numbered links.

C03.80.Bi.01.PC



*推荐架空长行程拖行应用
For unsupported and gliding applications

C03.80

DURAMOV®

www.csb-ep.com
sales@csb-ep.com

电话: 0573 84186133/84185527
Tel: 0086 573 84187009

附件 Accessories

		C03竖分隔片 Vertical separators 产品编码Part No.: SV.C03.80 *详情Product information: P89		C03 C型支架 C-profile brackets *详情Product information: P95		C03消除应力元件 Tiewrap elements *详情Product information: P96
		横分隔片 Horizontal separators 产品编码Part No.: SH.04.15.000 *详情Product information: P92		电缆夹 Cable clamp *详情Product information: P97		C03滑行垫 Sliding pads for cable carriers *详情Product information: P91
		BL01 波纹管 Bellows *详情Product information: P98				
		BL01波纹管支架 Brackets *详情Product information: P101				

① 技术参数 Installation dimensions

	架空长度 Unsupported length	≤ 5.8m	速度/加速度 Speed / acceleration FL _G	≤ 10 [m/s] / 50 [m/s ²]
	滑行距离 Sliding length	≤ 100m	速度/加速度 Speed / acceleration FL _B	≤ 3 [m/s] / 6 [m/s ²]
	竖直悬挂 Vertical hanging	≤ 60m	滑行速度/加速度 Sliding speed / acceleration	≤ 4 [m/s] / 25 [m/s ²]
	垂直站立 Vertical standing	≤ 4.0m	允许温度 Permitted temperature	-40°C ~120°C
	侧向架空 Side-unsupported length	≤ 3.0m	阻燃等级 Flammability Class	UL94 HB

🛒 预装拖链订购编码 Order code for pre-assembled cable carriers

拖链本体 Body					选配 Optional	附件 Accessories			
C03 . 80 . 100 . 150 . 020 .					A1LC .	SV0203 . SH01 . SP . TE			
拖链系列 Carrier series	内高 Inner height	内宽 Inner width	弯曲半径 Bend radius	链节数量 Link quantity	接头与安装形式 Mounting bracket & installation type	竖分隔片 Vertical separators	横分隔片 Horizontal separators	滑行垫 Sliding pads for cable carriers	去应力件 Tie-wrap elements
						①	②		

- ① SV0203: 每间隔2pcs空链节安装3pcs竖分隔片 Install 3pcs vertical separators every other 2pcs blank links
 ② SH01: 横分隔片1pc 默认安装中间孔位 Horizontal separator 1pc installed in the middle hole