

C06 Quiet cable carriers, high-speed and cleanroom applications

C06 quiet cable carriers with a special structural design and long service life; because the cable carriers with an arc shape design in the outside and the short-pitch chain links are connected with elastic elements, the vibration during the bending to linear motion of the cable carriers is reduced, and it is suitable for low noise, high speed and clean room applications.



Openable from both sides

Multiple fixing directions


With separators are available

Inner height from 29mm to 52mm
Inner width from 40mm to 150mm

Small pitch for low-noise

Crossbars removable along
the inner and outer radius

Elastic connection for non-noise



C06

DURAMOV®

www.csb-ep.com
sales@csb-ep.com

Tel: 0086 573 84187009



37dB, V=1.8m/s
CSB lab test
Carrier: C06.29.100.055



Flammability Class
UL94 HB



CE Compliance European



RoHS certification



Low-noise

Standard dimensions

Quiet cable carriers, high-speed and cleanroom applications	Part No.	Bi	Ba	Hi	Ha	R	Unsupported length [m]	Page
		Inner width [mm]	Outer width [mm]	Inner height [mm]	Outer height [mm]	Bend radius [mm]		
	C06.29	40-120	56-136	29	35	55-150	≤1.75	P104
	C06.35	40-120	60-140	35	42	55-150	≤1.9	P107
	C06.40	50-150	70-170	40	54	63-200	≤2.75	P110
	C06.52	50-150	74-174	52	65	75-250	≤3.0	P113

Installation



Position and...



Push, click and snap in pin



Insert elastic parts into side plates



Assemble crossbars



Press crossbar and snap in place



Insert screwdriver into the slot. Using a lever action, release the crossbars

Typical Applicable Industries and Applications

- Cleanroom
- Printing machines
- Automation
- Measuring machines
- Semi-conductor industries
- Medical industries
- Electronic industries
- General machinery

C06.29 Quiet cable carriers, high-speed and cleanroom applications



C06.29

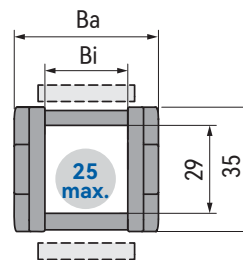
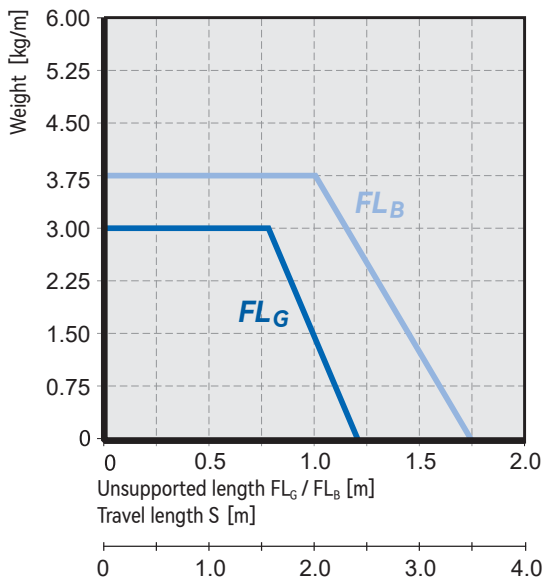
DURAMOV®

www.csb-ep.com
sales@csb-ep.com

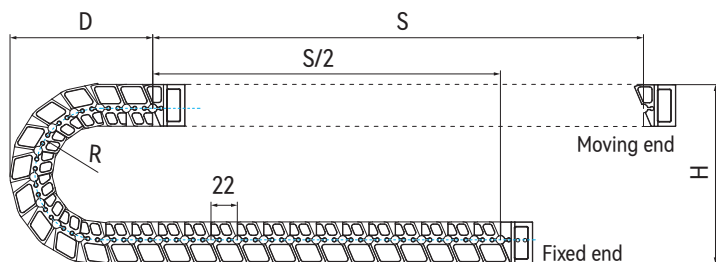
Standard dimensions

Part No.	Bi	Ba	Hi	Ha	R			Weight [kg/m]	
	Inner width [mm]	Outer width [mm]	Inner height [mm]	Outer height [mm]	Bend radius [mm]				
C06.29.040.R	40	56	29	35	055	075	100	150	0.75
C06.29.050.R	50	66	29	35	055	075	100	150	0.78
C06.29.060.R	60	76	29	35	055	075	100	150	0.80
C06.29.070.R	70	86	29	35	055	075	100	150	0.83
C06.29.080.R	80	96	29	35	055	075	100	150	0.85
C06.29.090.R	90	106	29	35	055	075	100	150	0.88
C06.29.100.R	100	116	29	35	055	075	100	150	0.90
C06.29.110.R	110	126	29	35	055	075	100	150	0.93
C06.29.120.R	120	136	29	35	055	075	100	150	0.95

Installation dimensions



Inner height Bi : 29mm
 Link pitch T : 22mm
 Link quantity: 46pcs/m
 Clearance height H_F : $H+40$ mm
 Carrier length: $S/2+K$

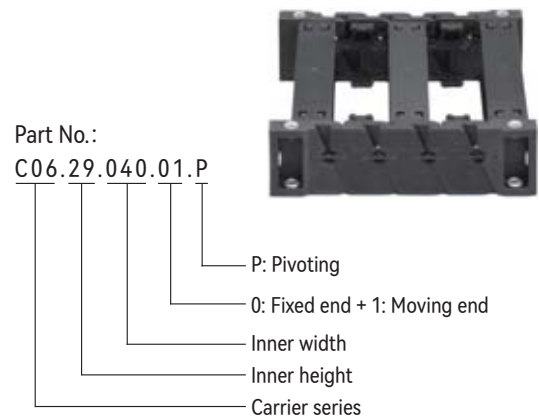
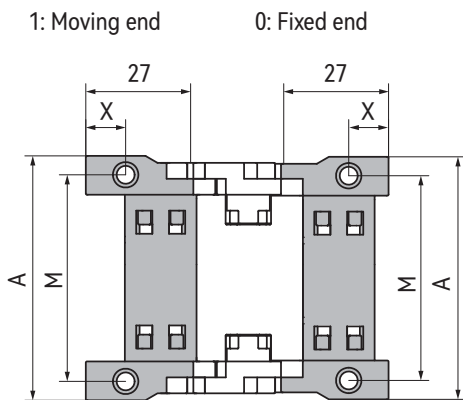


*Please consult CSB® if space is particularly restricted.

R	055	075	100	150
H	180	220	270	370
D	108	128	153	203
K	220	280	360	520

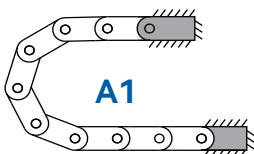
The required clearance height: $H_f = H + 40\text{mm}$ (Fill weight 0.3kg/m)

Mounting brackets



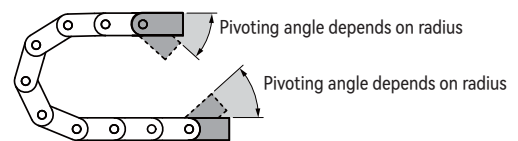
Part No. (Pivoting)	Inner width Bi [mm]	A [mm]	X [mm]	M [mm]
C06.29.040.01.P	40	59.5	10	50
C06.29.050.01.P	50	69.5	10	60
C06.29.060.01.P	60	79.5	10	70
C06.29.070.01.P	70	89.5	10	80
C06.29.080.01.P	80	99.5	10	90
C06.29.090.01.P	90	109.5	10	100
C06.29.100.01.P	100	119.5	10	110
C06.29.110.01.P	110	129.5	10	120
C06.29.120.01.P	120	139.5	10	130

Mounting bracket installation optional



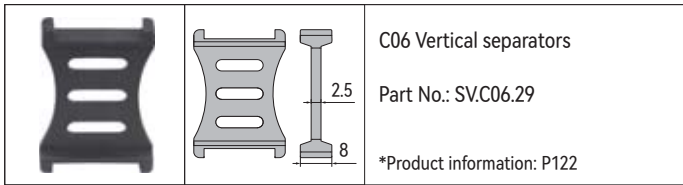
*C06.29 Possible installation configurations
 *A1 Please indicate installation code for pre-assembled carriers

C06.29.Bi.01.P



*For unsupported and gliding applications

Accessories



Installation dimensions

	Unsupported length	≤ 1.75m	Speed / acceleration FL _c	≤ 20 [m/s] / 200 [m/s ²]
	Sliding length	Upon request	Speed / acceleration FL _B	≤ 3 [m/s] / 6 [m/s ²]
	Vertical hanging	≤ 30m	Sliding speed / acceleration	Upon request
	Vertical standing	≤ 2.0m	Permitted temperature	-40°C ~120°C
	Side-unsupported length	Upon request	Flammability Class	UL94 HB

Order code for pre-assembled cable carriers

Body					Accessories
C06 . 29 . 040 . 055 . 020					SV0203
Carrier series	Inner height	Inner width	Bend radius	Link quantity	Vertical separators
					1

1 SV0203: Install 3pcs vertical separators every other 2pcs blank links

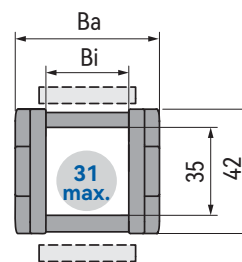
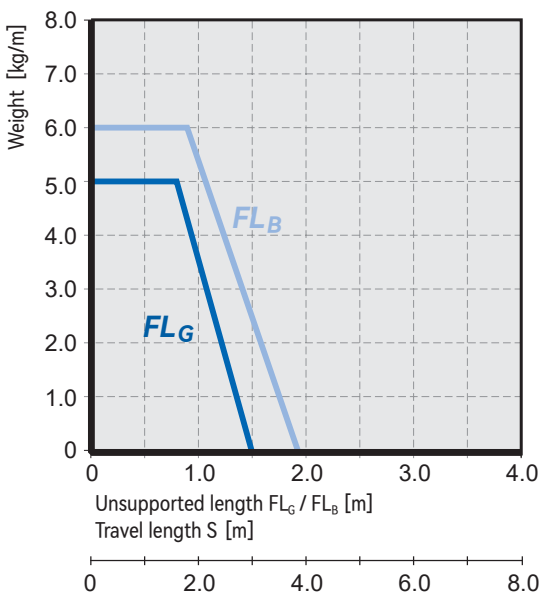
C06.35 Quiet cable carriers, high-speed and cleanroom applications



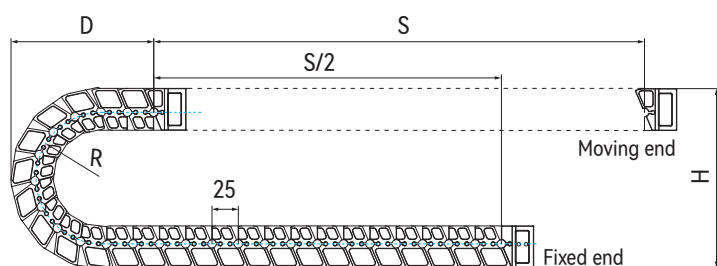
Standard dimensions

Part No.	Bi	Ba	Hi	Ha	R			Weight [kg/m]	
	Inner width [mm]	Outer width [mm]	Inner height [mm]	Outer height [mm]	Bend radius [mm]				
C06.35.040.R	40	60	35	42	055	075	100	150	0.90
C06.35.050.R	50	70	35	42	055	075	100	150	0.92
C06.35.060.R	60	80	35	42	055	075	100	150	0.94
C06.35.070.R	70	90	35	42	055	075	100	150	0.96
C06.35.080.R	80	100	35	42	055	075	100	150	0.99
C06.35.090.R	90	110	35	42	055	075	100	150	1.01
C06.35.100.R	100	120	35	42	055	075	100	150	1.03
C06.35.110.R	110	130	35	42	055	075	100	150	1.05
C06.35.120.R	120	140	35	42	055	075	100	150	1.07

Installation dimensions



Inner height Bi: 35mm
 Link pitch T: 25mm
 Link quantity: 40pcs/m
 Clearance height H_F : $H+40$ mm
 Carrier length: $S/2+K$

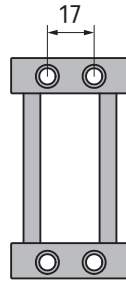
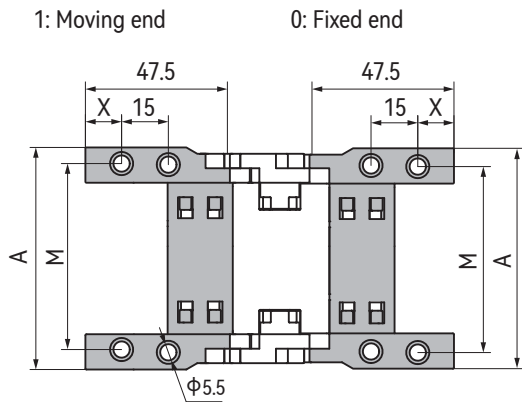


*Please consult CSB® if space is particularly restricted.

R	055	075	100	150
H	189	229	279	379
D	115	135	160	210
K	225	290	365	525

The required clearance height: $H_f = H + 40\text{mm}$ (Fill weight 0.3kg/m)

Mounting brackets



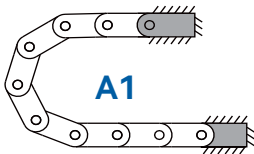
Part No.:
C06.35.040.01.P



- P: Pivoting
- 0: Fixed end + 1: Moving end
- Inner width
- Inner height
- Carrier series

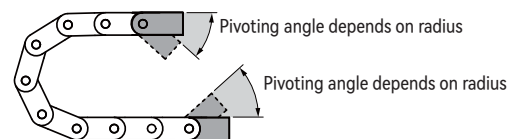
Part No. (Pivoting)	Inner width Bi [mm]	A [mm]	X [mm]	M [mm]
C06.35.040.01.P	40	64	12.5	52
C06.35.050.01.P	50	74	12.5	62
C06.35.060.01.P	60	84	12.5	72
C06.35.070.01.P	70	94	12.5	82
C06.35.080.01.P	80	104	12.5	92
C06.35.090.01.P	90	114	12.5	102
C06.35.100.01.P	100	124	12.5	112
C06.35.110.01.P	110	134	12.5	122
C06.35.120.01.P	120	144	12.5	132

Mounting bracket installation optional



- *C06.35 Possible installation configurations
- *A1 Please indicate installation code for pre-assembled carriers

C06.35.Bi.01.P



- *For unsupported and gliding applications

Accessories

	<p>C06 Vertical separators</p> <p>Part No.: SV.C06.35</p> <p>*Product information: P122</p>
--	---

Installation dimensions

	Unsupported length	≤ 1.9m	Speed / acceleration FL _c	≤ 20 [m/s] / 200 [m/s ²]
	Sliding length	Upon request	Speed / acceleration FL _B	≤ 3 [m/s] / 6 [m/s ²]
	Vertical hanging	≤ 30m	Sliding speed / acceleration	Upon request
	Vertical standing	≤ 2.0m	Permitted temperature	-40°C ~120°C
	Side-unsupported length	Upon request	Flammability Class	UL94 HB

Order code for pre-assembled cable carriers

Body					Accessories
C06 . 35 . 040 . 055 . 020 .					SV0203
Carrier series	Inner height	Inner width	Bend radius	Link quantity	Vertical separators
					1

1 SV0203: Install 3pcs vertical separators every other 2pcs blank links

C06.40 Quiet cable carriers, high-speed and cleanroom applications



C06.40

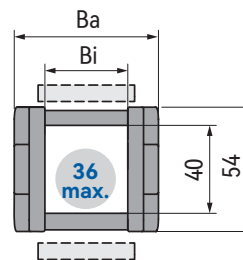
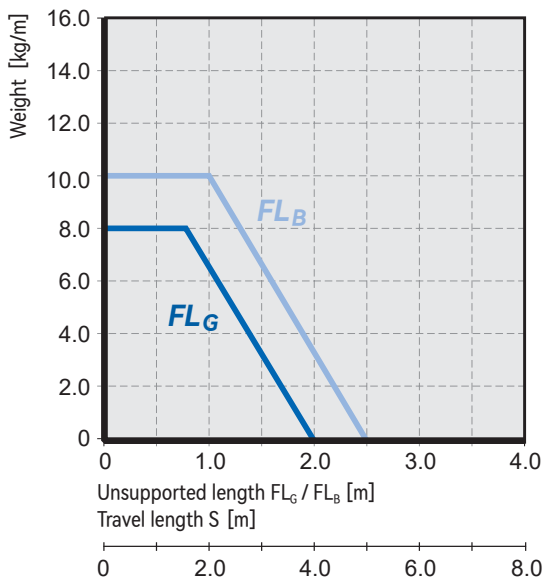
DURAMOV®

www.csb-ep.com
sales@csb-ep.com

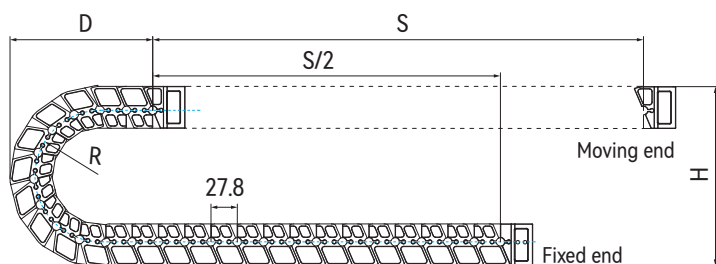
Standard dimensions

Part No.	Bi	Ba	Hi	Ha	R						Weight [kg/m]
	Inner width [mm]	Outer width [mm]	Inner height [mm]	Outer height [mm]	Bend radius [mm]						
C06.40.050.R	50	70	40	54	063	075	100	125	150	200	1.33
C06.40.062.R	62	82	40	54	063	075	100	125	150	200	1.38
C06.40.070.R	70	90	40	54	063	075	100	125	150	200	1.41
C06.40.075.R	75	95	40	54	063	075	100	125	150	200	1.43
C06.40.087.R	87	107	40	54	063	075	100	125	150	200	1.48
C06.40.100.R	100	120	40	54	063	075	100	125 <td 150	200	1.53	
C06.40.125.R	125	145	40	54	063	075	100	125	150	200	1.63
C06.40.150.R	150	170	40	54	063	075	100	125	150	200	1.73

Installation dimensions



Inner height Bi : 40mm
 Link pitch T : 27.8mm
 Link quantity: 36pcs/m
 Clearance height H_F : $H+40$ mm
 Carrier length: $S/2+K$

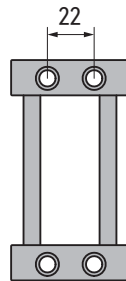
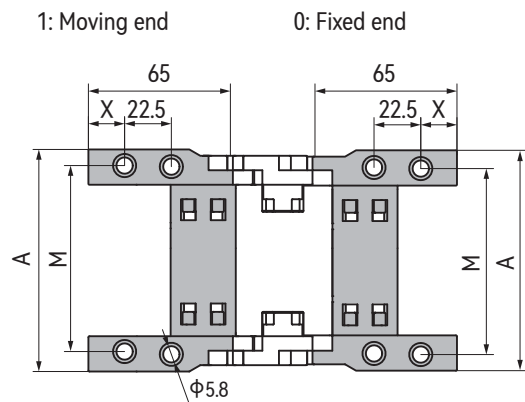


*Please consult CSB® if space is particularly restricted.

R	063	075	100	125	150	200
H	224	248	298	348	398	498
D	134	146	171	196	221	271
K	255	295	370	450	530	685

The required clearance height: $H_f = H + 40\text{mm}$ (Fill weight 0.3kg/m)

Mounting brackets



Part No.:

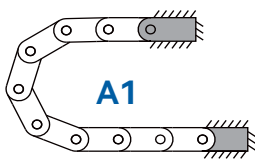
C06.40.050.01.P



- P: Pivoting
- 0: Fixed end + 1: Moving end
- Inner width
- Inner height
- Carrier series

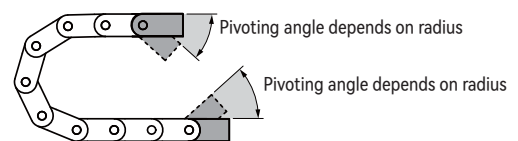
Part No. (Pivoting)	Inner width B_i [mm]	A [mm]	X [mm]	M [mm]
C06.40.050.01.P	50	76	12.5	64
C06.40.062.01.P	62	88	12.5	76
C06.40.070.01.P	70	96	12.5	84
C06.40.075.01.P	75	101	12.5	89
C06.40.087.01.P	87	113	12.5	101
C06.40.100.01.P	100	126	12.5	114
C06.40.125.01.P	125	151	12.5	139
C06.40.150.01.P	150	176	12.5	164

Mounting bracket installation optional



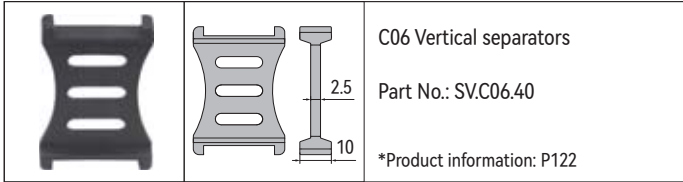
- *C06.40 Possible installation configurations
- *A1 Please indicate installation code for pre-assembled carriers

C06.40.Bi.01.P



- *For unsupported and gliding applications

Accessories



Installation dimensions

	Unsupported length	≤ 2.75m	Speed / acceleration FL _c	≤ 20 [m/s] / 200 [m/s ²]
	Sliding length	Upon request	Speed / acceleration FL _B	≤ 3 [m/s] / 6 [m/s ²]
	Vertical hanging	≤ 30m	Sliding speed / acceleration	Upon request
	Vertical standing	≤ 2.0m	Permitted temperature	-40°C ~120°C
	Side-unsupported length	Upon request	Flammability Class	UL94 HB

Order code for pre-assembled cable carriers

Body					Accessories
C06 . 40 . 050 . 075 . 020 .					SV0203
Carrier series	Inner height	Inner width	Bend radius	Link quantity	Vertical separators
					1

1 SV0203: Install 3pcs vertical separators every other 2pcs blank links

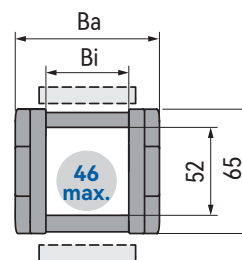
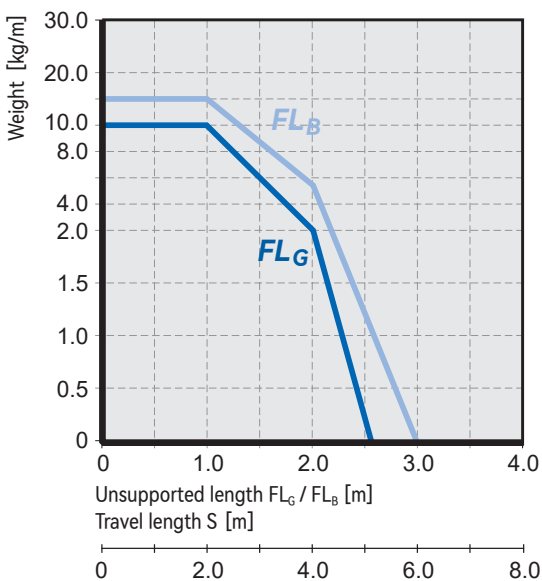
C06.52 Quiet cable carriers, high-speed and cleanroom applications



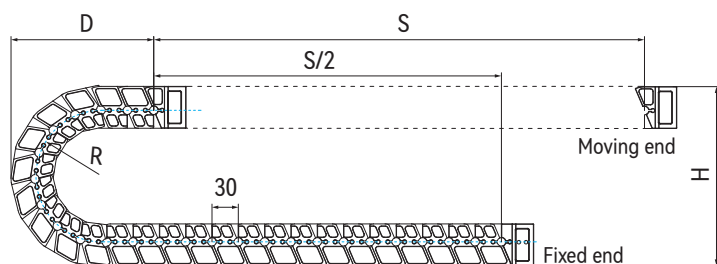
Standard dimensions

Part No.	Bi	Ba	Hi	Ha	R				Weight [kg/m]	
	Inner width [mm]	Outer width [mm]	Inner height [mm]	Outer height [mm]	Bend radius [mm]					
C06.52.050.R	50	74	52	65	075	100	150	200	250	1.80
C06.52.062.R	62	86	52	65	075	100	150	200	250	1.84
C06.52.070.R	70	94	52	65	075	100	150	200	250	1.87
C06.52.075.R	75	99	52	65	075	100	150	200	250	1.89
C06.52.087.R	87	111	52	65	075	100	150	200	250	1.94
C06.52.100.R	100	124	52	65	075	100	150	200	250	1.98
C06.52.125.R	125	149	52	65	075	100	150	200	250	2.07
C06.52.150.R	150	174	52	65	075	100	150	200	250	2.17

Installation dimensions



Inner height Bi : 52mm
 Link pitch T : 30mm
 Link quantity: 34pcs/m
 Clearance height H_F : $H+40$ mm
 Carrier length: $S/2+K$


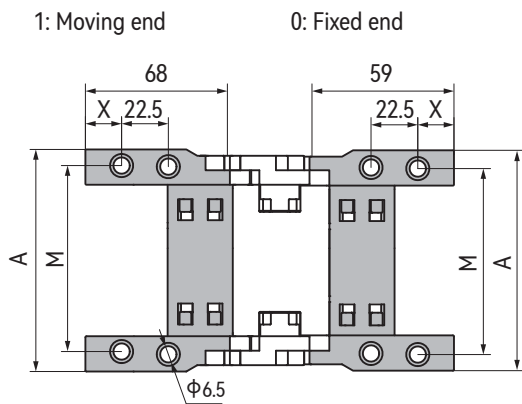


*Please consult CSB® if space is particularly restricted.

R	075	100	150	200	250
H	270	320	420	520	620
D	155	180	230	280	330
K	300	375	535	690	850

The required clearance height: $H_f = H + 40\text{mm}$ (Fill weight 0.3kg/m)

Mounting brackets



Part No.:

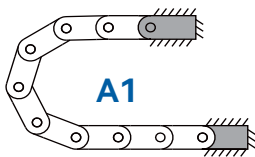
C06.52.050.01.P



- P: Pivoting
- 0: Fixed end + 1: Moving end
- Inner width
- Inner height
- Carrier series

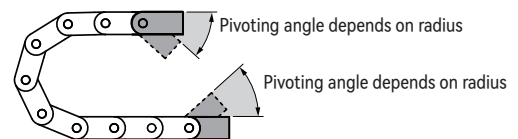
Part No. (Pivoting)	Inner width Bi [mm]	A [mm]	X [mm]	M [mm]
C06.52.050.01.P	50	80	15	66
C06.52.062.01.P	62	92	15	78
C06.52.070.01.P	70	100	15	86
C06.52.075.01.P	75	105	15	91
C06.52.087.01.P	87	117	15	103
C06.52.100.01.P	100	130	15	116
C06.52.125.01.P	125	155	15	141
C06.52.150.01.P	150	180	15	166

Mounting bracket installation optional



- *C06.52 Possible installation configurations
- *A1 Please indicate installation code for pre-assembled carriers

C06.52.Bi.01.P



- *For unsupported and gliding applications

Accessories

		<p>C06 Vertical separators</p> <p>Part No.: SV.C06.52</p> <p>*Product information: P122</p>
--	--	---

Installation dimensions

	Unsupported length	≤ 3.0m	Speed / acceleration FL _c	≤ 20 [m/s] / 200 [m/s ²]
	Sliding length	Upon request	Speed / acceleration FL _B	≤ 3 [m/s] / 6 [m/s ²]
	Vertical hanging	≤ 50m	Sliding speed / acceleration	Upon request
	Vertical standing	≤ 2.0m	Permitted temperature	-40°C ~120°C
	Side-unsupported length	Upon request	Flammability Class	UL94 HB

Order code for pre-assembled cable carriers

Body					Accessories
C06 . 52 . 050 . 075 . 020					SV0203
Carrier series	Inner height	Inner width	Bend radius	Link quantity	Vertical separators
					1

1 SV0203: Install 3pcs vertical separators every other 2pcs blank links